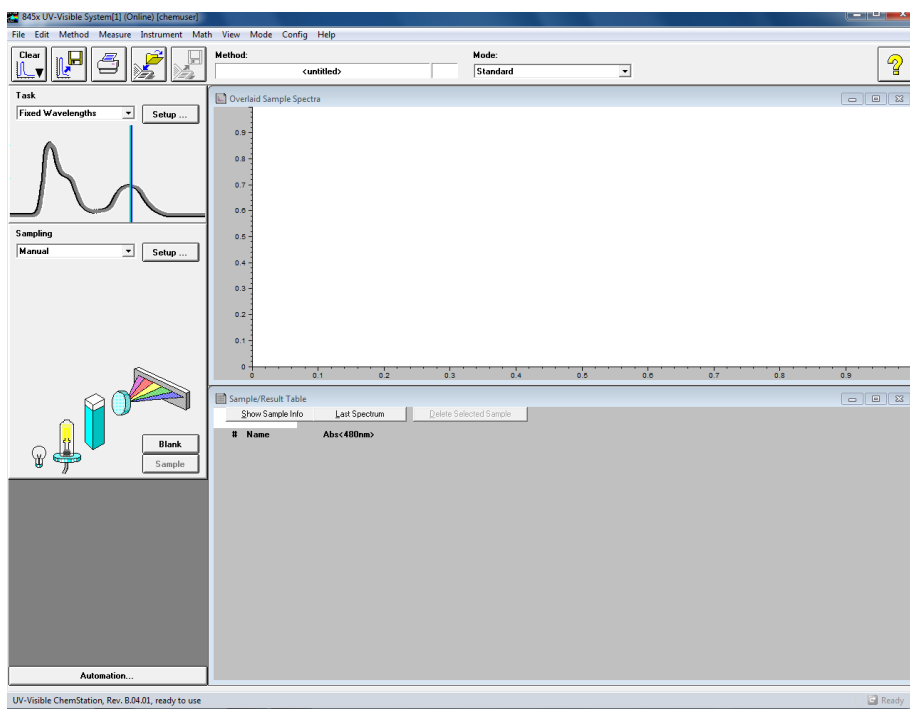
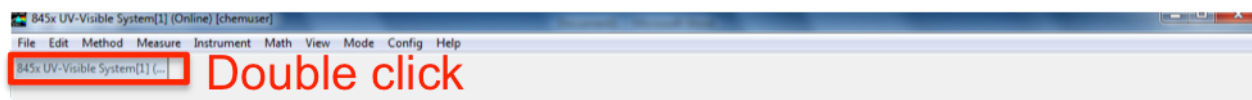
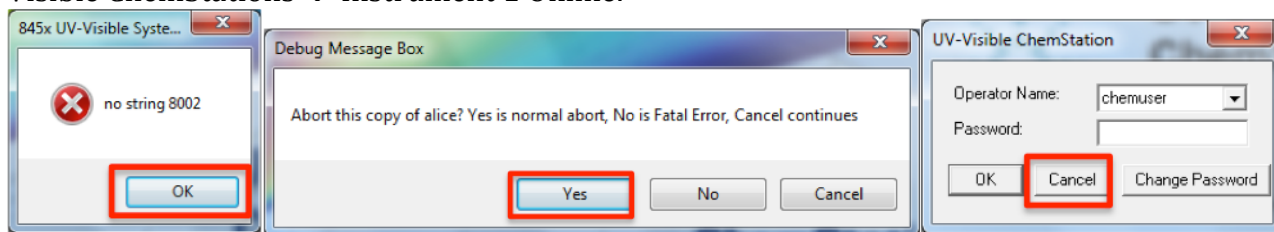


## Agilent UV-Vis Spectrometers (3-2014)

1. Two UV-VIS spectrophotometers are located in the front of Reic 245 – turn on the computer, turn on the power switch to the UV-VIS, navigate to the START menu → All Programs → UV-Visible ChemStations → Instrument 1 Online.



2. Collect spectra from 200-500nm for blank (hexane) and sample (benzene in hexane).
3. Save data (directions below) and email them to the instructor
  - a. Select which spectrum you want to save- it will be highlighted with diamonds.
  - b. Go to "File," Select "Export Selected Spectrum." Then select "CSV" format, and select where you want the file to be saved. (To save it to a USB, use the drop-down menu on the bottom right of the screen). Name you file, making sure it has the ".CSV" ending. Click "OK".
  - c. Wait until the "Exporting data..." message on the bottom of the window goes away. This means your data is done exporting.